

Lettering Lessons


Font: "New"

Activity 1: Introduction

We are starting our New Year with a fun font using the word NEW. In this font, think triangles and circles. The letters are formed with long triangles and then embellished with small circles. The circles can be placed inside the letter or along side of the letter. This allows for individual creativity!

Draw the word NEW several times in pencil then trace in your choice of ink. Don't forget to erase your pencil lines once the ink is dry.

You may choose to fill in the triangles that form your letters or you may leave them hollow. You have the same option for your circle embellishments. I had fun varying the colors and I hope you will enjoy this font!



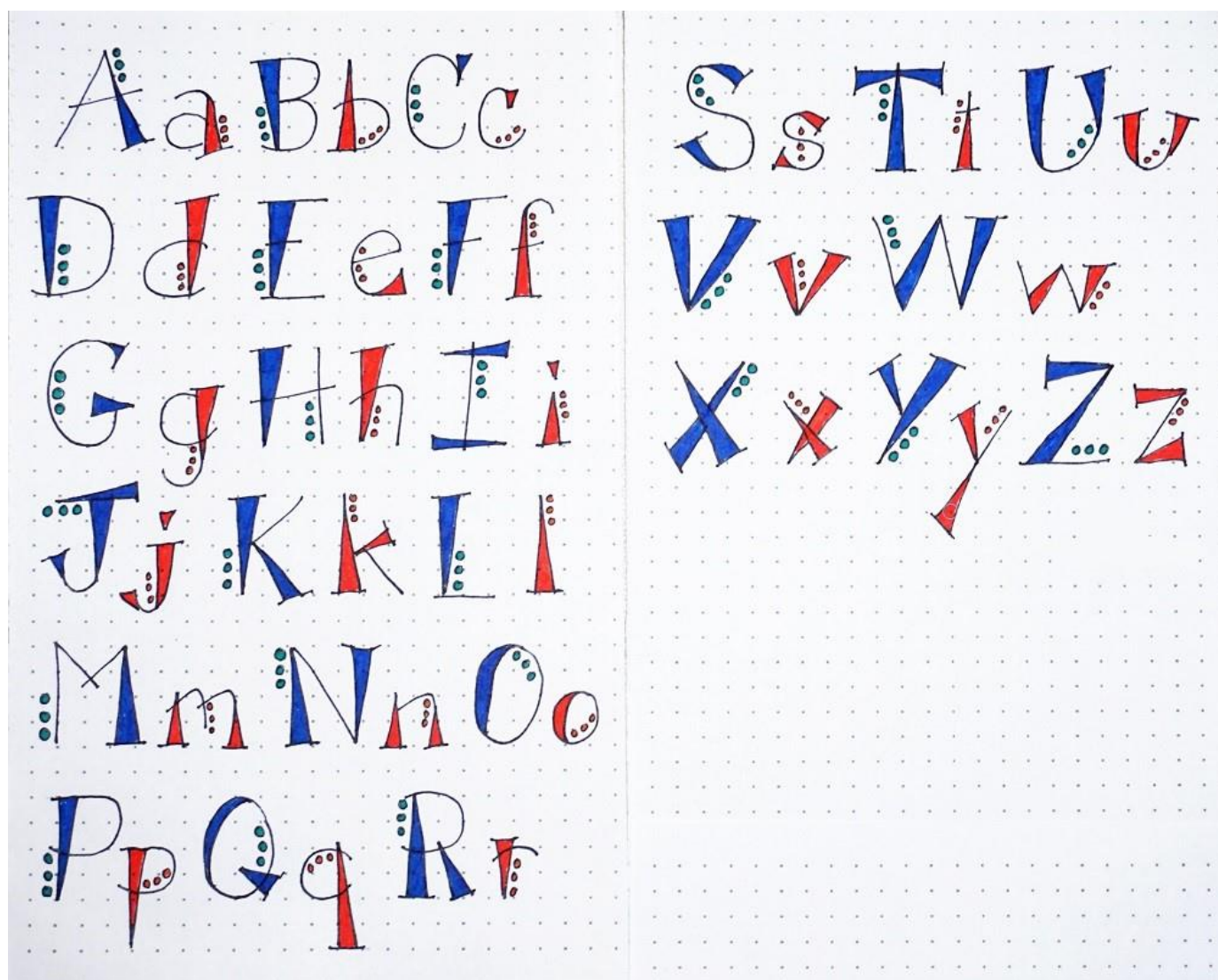
Lettering Lessons

Font: "New"

Activity 2: Alphabet

Here is the full alphabet for the font NEW. Remember long triangles and little circles. You will also notice that where lines meet, they often extend beyond the intersection. You can choose to do this where I've done it or not extend the lines at all. I think it's fun to see everyone's individuality here!

I used a Prismacolor pen to outline my letters and colored them in with color markers. Have fun!



Lettering Lessons

Font: "New"

Activity 3: Words & Phrases

On Wednesday, we practice our font with some fun project. Since the word 'new' is found frequently in the Bible, I decided to see how many phrases I could write on one piece of paper. Can you find some more phrases?

When drawing your words for this font, remember long triangles, circles and overlapping intersections! Relax and have fun! Also, remember P-I-E. Pencil, ink, erase!



Lettering Lessons

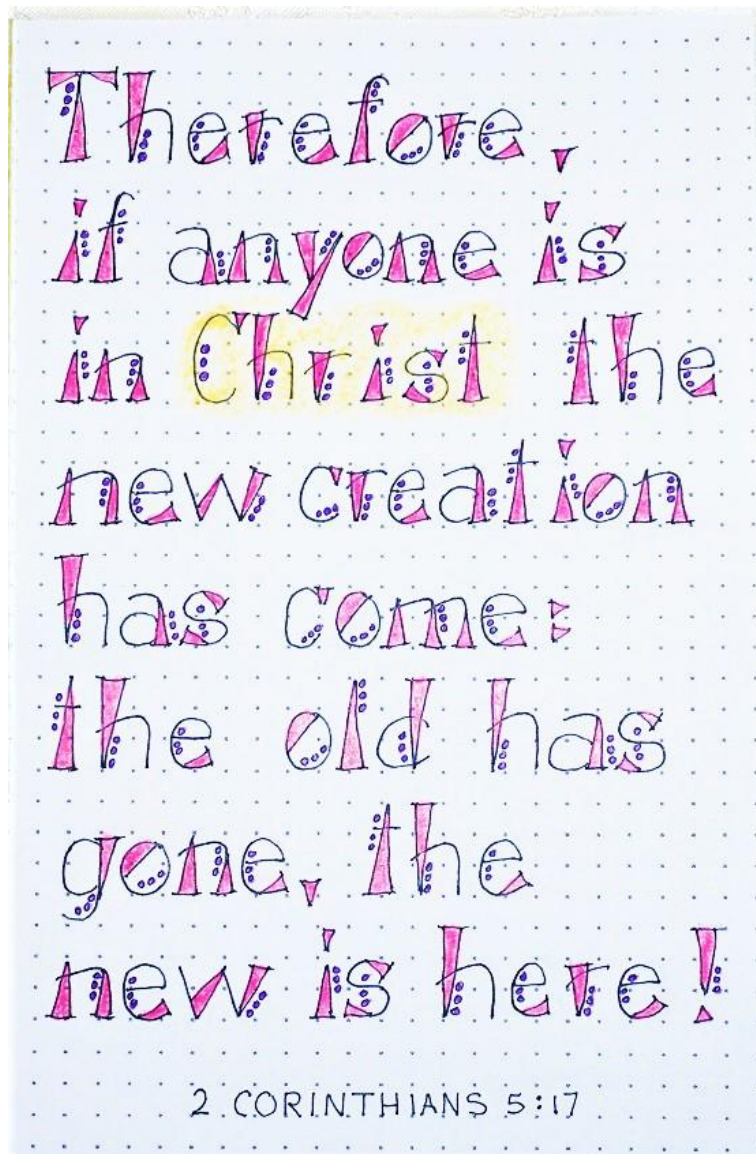
Font: "New"

Activity 4: Scripture Writing

On Thursdays we practice our font by writing a scripture passage on paper before using it in our Bibles on Friday. I use dot paper for my practice lettering and find it very helpful in keeping my lettering straight and evenly spaced. You will find dot paper and lined paper at the end of each lesson so you can print your own.

This font is all about long triangles and small circles and we are using the word NEW in our passages.

Remember to draw in pencil, trace in ink and then erase your pencil lines.



Lettering Lessons

Font: "New"

Activity 5: Bible Page

Friday is the day we use our NEW font in our Bibles! I chose Acts 10:36 celebrating the Good News. I elected to use the new font sparingly, to highlight important words. You may certainly use it more if you wish. If the decorative dots seem distracting you may choose to make them smaller or eliminate them for the lower-case letters.

I combined the font with a script in my own handwriting. In addition to script, a very basic print pairs well with the New font.

