


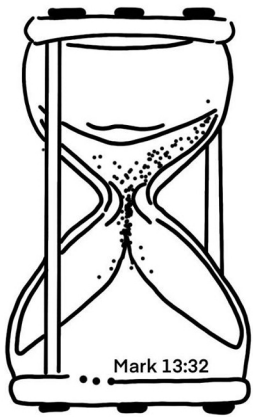


Clip Art Elements

Mark

Creativity Starts Here...
Art to Inspire: Cover-to-Cover

DIRECTIONS: Print & Cut for Bible Journaling & Crafting.
TO CHANGE SIZE: Reduce or Enlarge in Printing Preferences of your printer.
TIP-IN: Color, adhere to one edge of bible or the gutter, with glue or tape runner
TRACE-IN: Place this paper between Bible Page and Tracing Light Pad, Trace and Color.
THINK OUTSIDE THE BOX: Be creative and use these elements in new & exciting ways!



And you
Shall
Become

