




## STEP #1

Draw in Pencil  
4 Vertical  
Guide Lines.  
Make Guide Circles  
at Outside Full Width of Spaces  
Just Below Make 1/2 Width Cicles



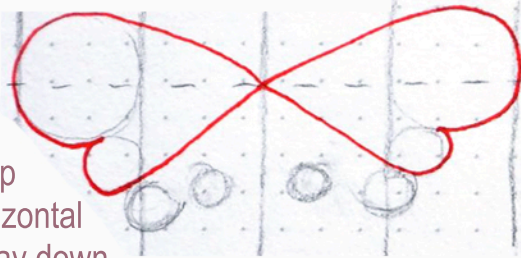
## STEP #2

Add Circles  
to Each Side.  
First Set  
Same Size as In Step 1.  
But on Inside of Guide Line.  
2nd Circle about 3/4 Size of  
Previous. Higher and Centered in Guide Space



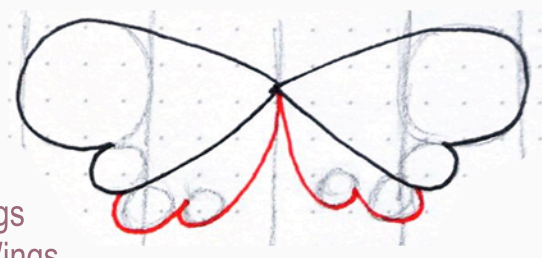
## STEP #3

Use Guide  
Circles at Top  
to Draw Horizontal  
Guide 1/2 way down.  
Make "Hearts" Using Top 2 Guide Circles  
with "+" in Center for Point. Do Both Sides.



## STEP #4


Repeat.  
Making  
Lower Wings  
of Upper Wings.



Erase All Pencil Guides

## STEP #5

Add Inner  
Lines Touching  
at Top and Bottom  
of "Heart"



## STEP #6

Add Curved  
Lines at  
Bottom of  
Lower Wings



## STEP #7

Doodle  
Inside  
Spaces  
As Desired.



## STEP #8

Add Body,  
Antennae  
and Wing  
"Tips"

