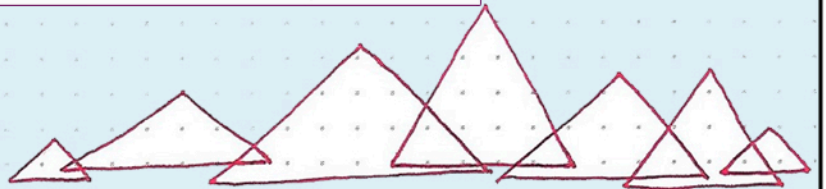





STEP #1

In pencil, draw a series of overlapping triangles of varying angles. Taller towards the center.



STEP #2

Add a jagged line from peak to base.
Left triangles get lines on the left.
Right triangles get lines on the right

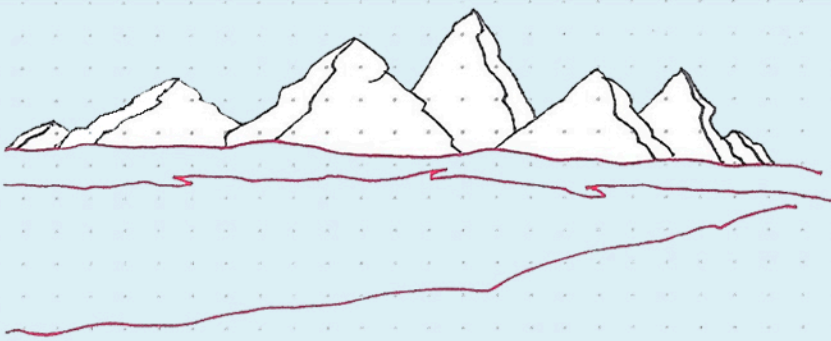


STEP #3 Starting with the closest mountain, change straight sides to jagged sides. As you draw successive mountain sides, stop where they pass behind one another



STEP #4

Pencil in a baseline for mountains, a far shore and a close shore.
Make close shore at an angle.



STEP #5

Add birds, trees at base of mountains, wave lines near both shores

Trace finished lines in ink,
erase pencil and color

