

CLIP ART ELEMENTS FOR MATTHEW


DIRECTIONS: Print & Cut for Bible Journaling & Crafting.
TO CHANGE SIZE: Reduce or Enlarge in Printing Preferences of your printer.
TIP-IN: Color, cut, adhere to one edge of bible or the gutter, with glue or tape runner
TRACE-IN: Place this paper between Bible Page and Tracing Light Pad, Trace and Color.
THINK OUTSIDE THE BOX: Be creative and use these elements in new & exciting ways!






Print Them
Trace Them
Tip Them
Use Them

Think Outside the Box

While this artwork is free for personal use... If you post outside of CBJ, please credit our CBJ artist, Jackie Mattingly, 2019



Matthew 14:17



Matthew 4:4